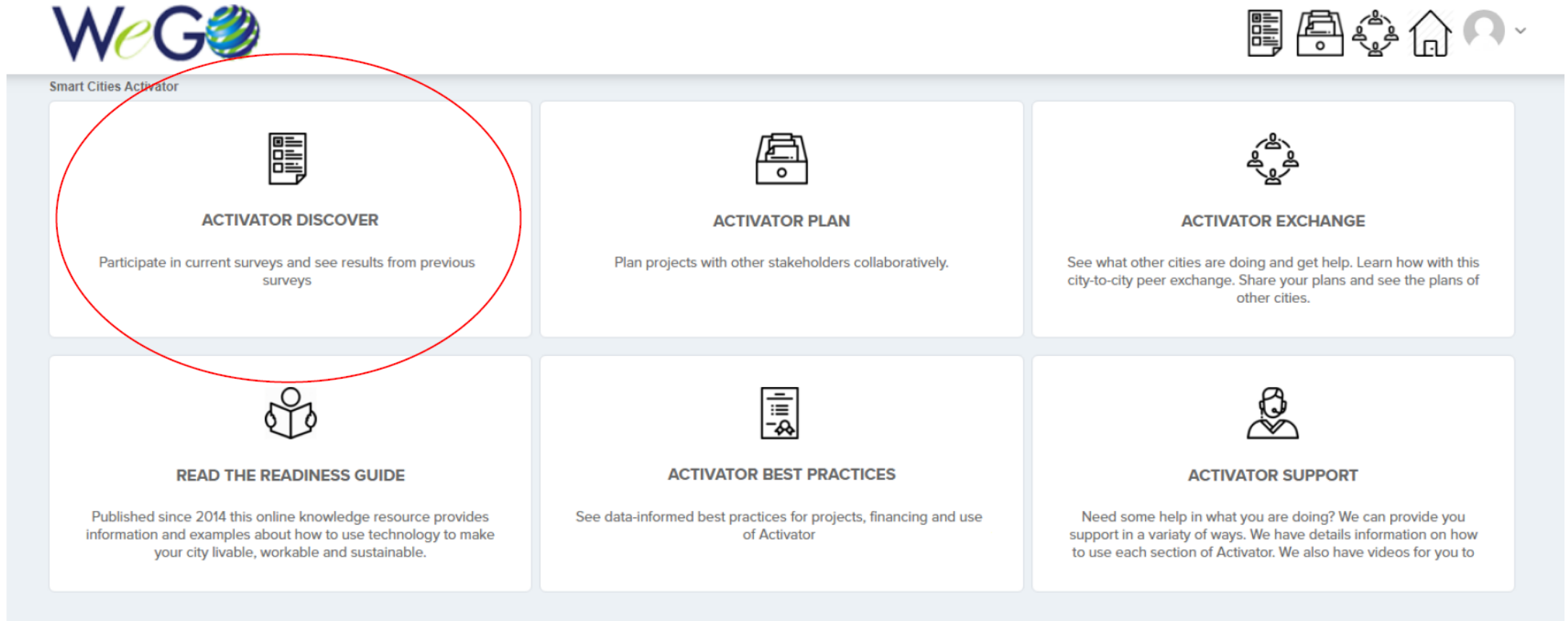


WeGO Smart Cities Activator Discover Steps



1. Log in your account and click on 'Activator Discover'.



The screenshot shows the WeGO Smart Cities Activator dashboard. The WeGO logo is in the top left, and navigation icons (document, printer, group, home, profile) are in the top right. The dashboard is a grid of six cards. The top-left card, 'ACTIVATOR DISCOVER', is circled in red. It features a document icon, the title 'ACTIVATOR DISCOVER', and the description 'Participate in current surveys and see results from previous surveys'. The other cards are: 'ACTIVATOR PLAN' (printer icon, 'Plan projects with other stakeholders collaboratively.'), 'ACTIVATOR EXCHANGE' (group icon, 'See what other cities are doing and get help. Learn how with this city-to-city peer exchange. Share your plans and see the plans of other cities.'), 'READ THE READINESS GUIDE' (book icon, 'Published since 2014 this online knowledge resource provides information and examples about how to use technology to make your city livable, workable and sustainable.'), 'ACTIVATOR BEST PRACTICES' (document with gear icon, 'See data-informed best practices for projects, financing and use of Activator'), and 'ACTIVATOR SUPPORT' (person icon, 'Need some help in what you are doing? We can provide you support in a variety of ways. We have details information on how to use each section of Activator. We also have videos for you to').

WeGO

Smart Cities Activator

ACTIVATOR DISCOVER
Participate in current surveys and see results from previous surveys

ACTIVATOR PLAN
Plan projects with other stakeholders collaboratively.

ACTIVATOR EXCHANGE
See what other cities are doing and get help. Learn how with this city-to-city peer exchange. Share your plans and see the plans of other cities.

READ THE READINESS GUIDE
Published since 2014 this online knowledge resource provides information and examples about how to use technology to make your city livable, workable and sustainable.

ACTIVATOR BEST PRACTICES
See data-informed best practices for projects, financing and use of Activator

ACTIVATOR SUPPORT
Need some help in what you are doing? We can provide you support in a variety of ways. We have details information on how to use each section of Activator. We also have videos for you to

1.Or on the icon at the top.



Smart Cities Activator



ACTIVATOR DISCOVER

Participate in current surveys and see results from previous surveys



ACTIVATOR PLAN

Plan projects with other stakeholders collaboratively.



ACTIVATOR EXCHANGE

See what other cities are doing and get help. Learn how with this city-to-city peer exchange. Share your plans and see the plans of other cities.



READ THE READINESS GUIDE

Published since 2014 this online knowledge resource provides information and examples about how to use technology to make your city livable, workable and sustainable.



ACTIVATOR BEST PRACTICES

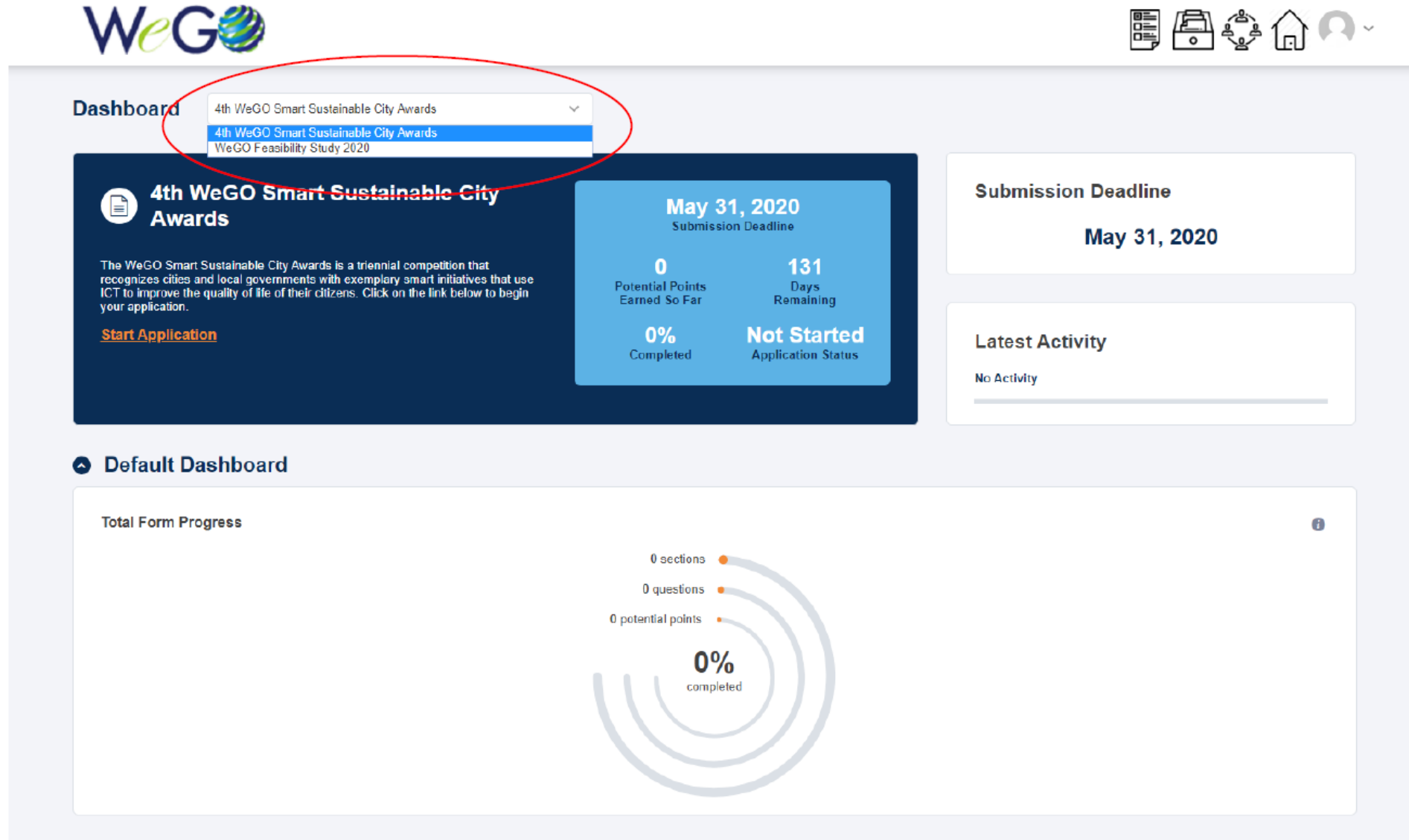
See data-informed best practices for projects, financing and use of Activator



ACTIVATOR SUPPORT

Need some help in what you are doing? We can provide you support in a variety of ways. We have details information on how to use each section of Activator. We also have videos for you to

2. Choose a program you wish to apply for.



The screenshot displays the WeGO dashboard interface. At the top left is the WeGO logo. In the top right corner, there are several navigation icons: a list, a printer, a refresh, a home, and a user profile. The main content area features a 'Dashboard' section with a dropdown menu. The dropdown menu is open, showing three options: '4th WeGO Smart Sustainable City Awards' (highlighted in blue), '4th WeGO Smart Sustainable City Awards', and 'WeGO Feasibility Study 2020'. Below the dropdown is a large dark blue card for the '4th WeGO Smart Sustainable City Awards'. This card includes a document icon, the title '4th WeGO Smart Sustainable City Awards', a brief description of the triennial competition, and a 'Start Application' link. To the right of this card is a light blue box showing 'May 31, 2020 Submission Deadline', '0 Potential Points Earned So Far', '131 Days Remaining', '0% Completed', and 'Not Started Application Status'. Further right are two white boxes: 'Submission Deadline May 31, 2020' and 'Latest Activity No Activity'. Below these is a 'Default Dashboard' section with a 'Total Form Progress' card. This card shows a progress indicator with '0 sections', '0 questions', and '0 potential points', resulting in '0% completed'.

WeGO

Dashboard

- 4th WeGO Smart Sustainable City Awards
- 4th WeGO Smart Sustainable City Awards
- WeGO Feasibility Study 2020

4th WeGO Smart Sustainable City Awards

The WeGO Smart Sustainable City Awards is a triennial competition that recognizes cities and local governments with exemplary smart initiatives that use ICT to improve the quality of life of their citizens. Click on the link below to begin your application.

[Start Application](#)

May 31, 2020
Submission Deadline

0
Potential Points
Earned So Far

131
Days
Remaining

0%
Completed

Not Started
Application Status

Submission Deadline
May 31, 2020

Latest Activity
No Activity

Default Dashboard

Total Form Progress

0 sections
0 questions
0 potential points

0%
completed

3. Click on 'Go to Application'.

The screenshot shows the WeGO dashboard for the 'WeGO Feasibility Study 2020'. The dashboard includes a navigation bar with the WeGO logo and several utility icons (document, printer, group, home, profile). Below the navigation bar, there is a 'Dashboard' label and a dropdown menu currently set to 'WeGO Feasibility Study 2020'. The main content area features a dark blue card for the 'WeGO Feasibility Study 2020' with a document icon, a description, and a red-circled 'Go To Application' link. To the right of this card is a light blue summary box showing a submission deadline of February 29, 2020, 0 potential points earned, and 39 days remaining, with a status of 'Submitted'. A large white rectangular area is present on the right side of the dashboard.

WeGO

Dashboard WeGO Feasibility Study 2020

WeGO Feasibility Study 2020


An annual competition-based technical assistance program designed to help cities around the world address most pressing challenges in various smart city areas and advance in their transformation into smarter and more sustainable cities.

[Go To Application](#)

February 29, 2020
Submission Deadline

0 Potential Points Earned So Far	39 Days Remaining
100% Completed	Submitted Application Status

4. Fill out the form! You can go back and forth to earlier or later *Steps* and *Sections* of the application form.

 **WeGO Feasibility Study 2020**

[SUBMIT APPLICATION](#) [EXPORT](#)

Note: This application has been submitted and is now read-only

About City

Section 1

Steps 1 of 3 > 1

City

Region *
Choose from the options below the region in which your city belongs to.

Europe

Country *
State the official name of your country.

City name *
State the official name of your city.

Copenhagen

City population *
State your city's 2019 population (Unit: Thousand people).

Sections

Dashboard

Welcome to the WeGO Project Implementer 2020. >

About City ^

Questions completed: 12 of 21
Potential points earned: 0

About Project >

4. You can track your progress by clicking on 'Dashboard'. By the way, you do not need to submit the form in one sitting and can share data with other colleagues for their review. To share, notify us first, then let them sign up, and we will grant the access.

